



NATA LIGHTING CO.,LTD.
www.nata.cn
Email:info@nata.com
Tel:+86-750-3770000 Fax:+86 750 3771111
Address:380JinOu Road,GaoXin Zone,Jiang Men City,Guangdong,China

Nata

Client: NT

LumCAT: 2-2827-L2 & 92.70.365.00

Luminaire: 92.70.411.00LED HOLDER

Report No: 20250112-B004

Ballast type: AC

Test No: 20250112-C004

Voltage(V): 36.760

LampCAT: LUMILEDS 1208 LES15

Current(A): 0.898

Lamp flux(lm): 4068.0

Power (W): 33.010

Number of Lamps: 1

PF: 0.000

Length(mm): 75

Width(mm): 75

Phm Type: C

Height(mm): 52

Photometric Results

Lumens(lm): 3804.83, Efficiency(%): 93.53% , Luminous Efficacy(lm/W): 115.26

Central intensity(cd): 8170.525, Maximum intensity(cd): 8170.525

Angle of maximum intensity: C=0.0 γ =0.0

Beam Angle(50%Imax): [C0/180]Total=40.0

[C90/270]Total=40.0

Field angle(10%Imax): [C0/180]Total=63.6

[C90/270]Total=63.6

Maximum s/h(1/2): C0_180=0.66 C90_270=0.66

Maximum s/h(1/4): C0_180=0.62 C90_270=0.62

Up flux rate of lamp(%): 0.00%

Down flux rate of lamp(%): 93.53%

Up flux rate of LUM(%): - -

Down flux rate of LUM(%): 100.00%

CIE Type : Direct lighting

Output flux ratio in π solid angle : 99.299%

$\gamma(^{\circ})$	Average I(cd)	Zonal F(lm)	Sum F(lm)	Eff Flux(%)	Eff Sum(%)
0.0	8170.525	0.000	0	0.00%	0.00%
1.0	8160.985	7.814	7.814	0.19%	0.21%
2.0	8129.783	23.382	31.196	0.57%	0.82%
3.0	8090.709	38.794	69.99	0.95%	1.84%
4.0	8032.214	53.969	123.959	1.33%	3.26%
5.0	7940.150	68.712	192.671	1.69%	5.06%
6.0	7838.389	82.920	275.592	2.04%	7.24%
7.0	7716.576	96.549	372.141	2.37%	9.78%
8.0	7583.777	109.502	481.643	2.69%	12.66%
9.0	7425.051	121.638	603.281	2.99%	15.86%
10.0	7252.948	132.831	736.112	3.27%	19.35%
11.0	7055.018	142.966	879.078	3.51%	23.10%
12.0	6834.373	151.831	1030.909	3.73%	27.09%
13.0	6587.284	159.281	1190.19	3.92%	31.28%
14.0	6305.634	165.028	1355.218	4.06%	35.62%
15.0	5994.595	168.863	1524.081	4.15%	40.06%
16.0	5674.772	170.989	1695.07	4.20%	44.55%
17.0	5272.577	170.480	1865.55	4.19%	49.03%
18.0	4889.331	167.548	2033.097	4.12%	53.43%
19.0	4502.865	163.405	2196.502	4.02%	57.73%
20.0	4072.523	156.953	2353.456	3.86%	61.85%
21.0	3682.857	148.919	2502.375	3.66%	65.77%
22.0	3302.042	140.365	2642.739	3.45%	69.46%
23.0	2916.903	130.490	2773.23	3.21%	72.89%
24.0	2615.687	120.962	2894.192	2.97%	76.07%
25.0	2316.291	112.142	3006.334	2.76%	79.01%
26.0	1992.690	101.714	3108.048	2.50%	81.69%
27.0	1775.535	92.190	3200.239	2.27%	84.11%
28.0	1508.839	83.153	3283.392	2.04%	86.30%
29.0	1327.091	74.196	3357.588	1.82%	88.25%
30.0	1108.931	65.772	3423.36	1.62%	89.97%
31.0	922.465	56.531	3479.891	1.39%	91.46%
32.0	790.514	49.075	3528.966	1.21%	92.75%
33.0	635.980	42.025	3570.991	1.03%	93.85%
34.0	497.721	34.309	3605.3	0.84%	94.76%
35.0	406.196	28.072	3633.372	0.69%	95.49%
36.0	288.325	22.114	3655.486	0.54%	96.07%
37.0	221.893	16.640	3672.126	0.41%	96.51%

$\gamma(^{\circ})$	Average I(cd)	Zonal F(lm)	Sum F(lm)	Eff Flux(%)	Eff Sum(%)
38.0	164.409	12.894	3685.021	0.32%	96.85%
39.0	141.459	10.440	3695.461	0.26%	97.13%
40.0	126.518	9.346	3704.807	0.23%	97.37%
41.0	94.764	7.880	3712.687	0.19%	97.58%
42.0	83.456	6.475	3719.162	0.16%	97.75%
43.0	73.929	5.830	3724.992	0.14%	97.90%
44.0	65.710	5.270	3730.262	0.13%	98.04%
45.0	58.739	4.783	3735.045	0.12%	98.17%
46.0	52.878	4.365	3739.41	0.11%	98.28%
47.0	48.049	4.014	3743.424	0.10%	98.39%
48.0	43.837	3.715	3747.138	0.09%	98.48%
49.0	40.191	3.451	3750.589	0.08%	98.57%
50.0	37.103	3.223	3753.812	0.08%	98.66%
51.0	34.468	3.028	3756.84	0.07%	98.74%
52.0	32.188	2.860	3759.7	0.07%	98.81%
53.0	30.046	2.707	3762.407	0.07%	98.89%
54.0	28.233	2.569	3764.976	0.06%	98.95%
55.0	26.643	2.450	3767.425	0.06%	99.02%
56.0	25.066	2.337	3769.762	0.06%	99.08%
57.0	23.739	2.231	3771.993	0.05%	99.14%
58.0	22.411	2.134	3774.127	0.05%	99.19%
59.0	21.301	2.044	3776.171	0.05%	99.25%
60.0	20.335	1.967	3778.138	0.05%	99.30%
61.0	19.310	1.892	3780.03	0.05%	99.35%
62.0	18.318	1.813	3781.843	0.04%	99.40%
63.0	17.510	1.742	3783.586	0.04%	99.44%
64.0	16.603	1.674	3785.26	0.04%	99.49%
65.0	15.604	1.594	3786.854	0.04%	99.53%
66.0	14.718	1.513	3788.366	0.04%	99.57%
67.0	13.719	1.430	3789.796	0.04%	99.60%
68.0	12.714	1.339	3791.135	0.03%	99.64%
69.0	11.702	1.246	3792.381	0.03%	99.67%
70.0	10.782	1.155	3793.536	0.03%	99.70%
71.0	9.928	1.070	3794.606	0.03%	99.73%
72.0	9.179	0.993	3795.599	0.02%	99.76%
73.0	8.548	0.927	3796.526	0.02%	99.78%
74.0	8.022	0.871	3797.397	0.02%	99.80%
75.0	7.470	0.819	3798.216	0.02%	99.83%

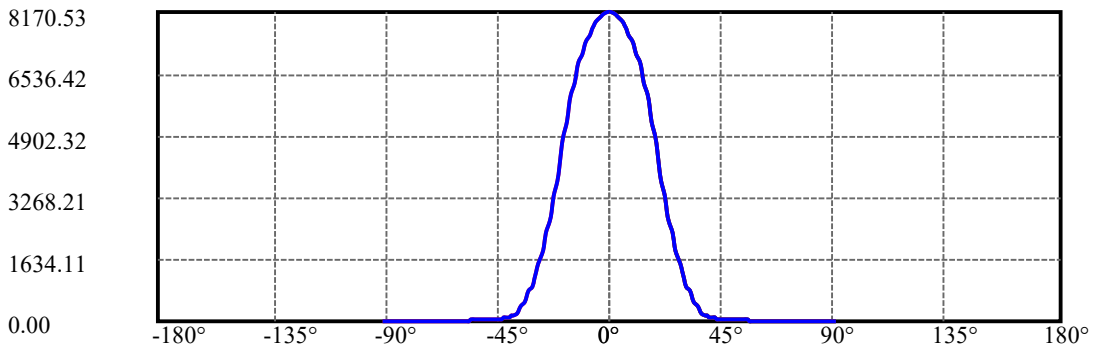
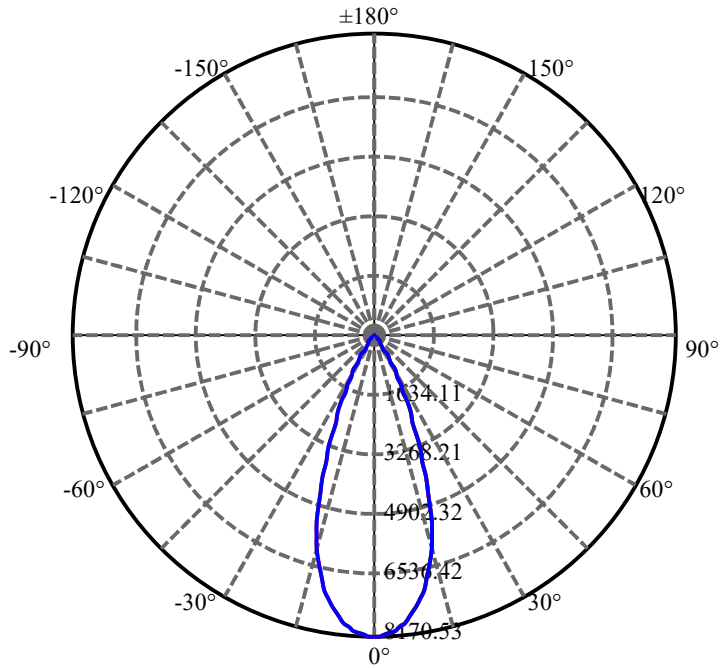
$\gamma(^{\circ})$	Average I(cd)	Zonal F(lm)	Sum F(lm)	Eff Flux(%)	Eff Sum(%)
76.0	7.011	0.769	3798.985	0.02%	99.85%
77.0	6.498	0.720	3799.705	0.02%	99.87%
78.0	6.071	0.673	3800.378	0.02%	99.88%
79.0	5.519	0.623	3801.001	0.02%	99.90%
80.0	5.013	0.568	3801.568	0.01%	99.91%
81.0	4.566	0.518	3802.086	0.01%	99.93%
82.0	4.146	0.472	3802.559	0.01%	99.94%
83.0	3.627	0.423	3802.981	0.01%	99.95%
84.0	3.252	0.375	3803.356	0.01%	99.96%
85.0	2.845	0.333	3803.689	0.01%	99.97%
86.0	2.510	0.293	3803.982	0.01%	99.98%
87.0	2.155	0.255	3804.237	0.01%	99.98%
88.0	1.866	0.220	3804.457	0.01%	99.99%
89.0	1.656	0.193	3804.65	0.00%	100.00%
90.0	1.544	0.175	3804.826	0.00%	100.00%

ZONAL LUMEN SUMMARY

Zone	Lumens	%Lamp	%Fixt
0-30	3423.36	84.15%	89.97%
0-40	3704.81	91.07%	97.37%
0-60	3778.14	92.87%	99.30%
0-90	3804.65	93.53%	100.00%
0-120	3804.65	93.53%	100.00%
0-180	3804.83	93.53%	100.00%
60-90	26.51	0.65%	0.70%
90-120	0.00	0.00%	0.00%
90-130	0.00	0.00%	0.00%
90-150	0.00	0.00%	0.00%
90-180	0.00	0.00%	0.00%
0-25.37	3043.86	74.82%	80.00%

ZONAL LUMEN SUMMARY

0-10	736.11
10-20	1617.34
20-30	1069.90
30-40	281.45
40-50	49.00
50-60	24.33
60-70	15.40
70-80	8.03
80-90	3.08
90-100	0.00
100-110	0.00
110-120	0.00
120-130	0.00
130-140	0.00
140-150	0.00
150-160	0.00
160-170	0.00
170-180	0.00



C0(Max): —————

C0/C180: —————

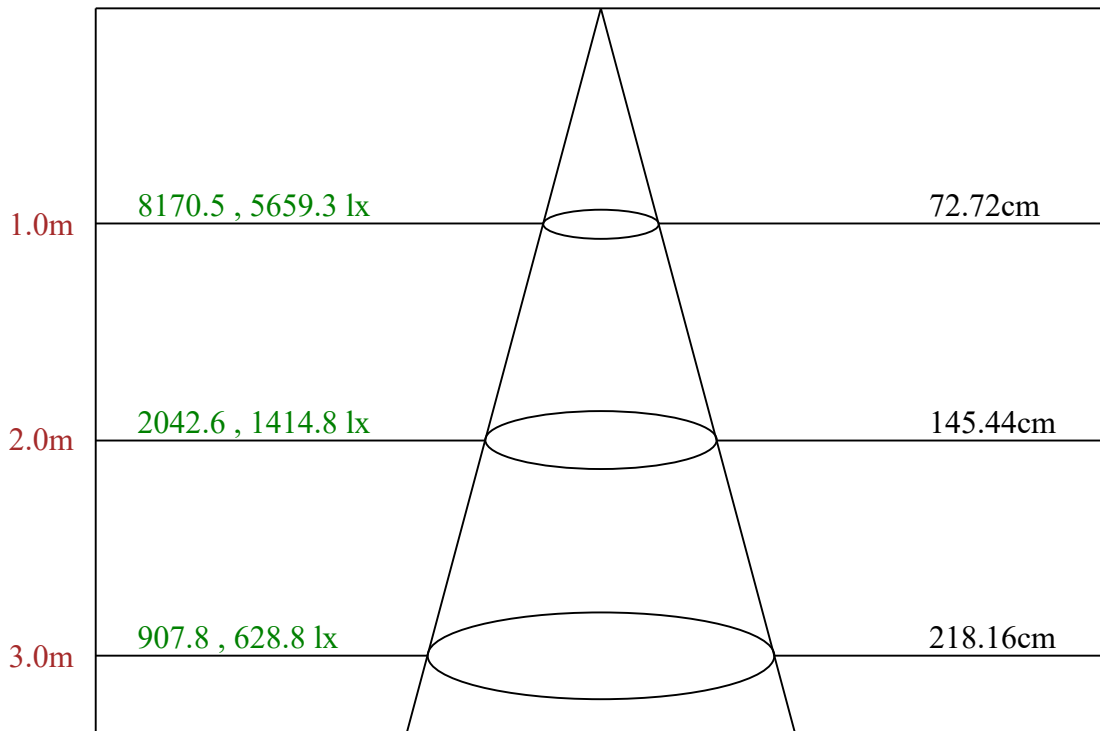
C90/C270: —————

Field angle(10%Imax):C0/180Left:31.8 Right:31.8

:C90/270Left:31.8 Right:31.8

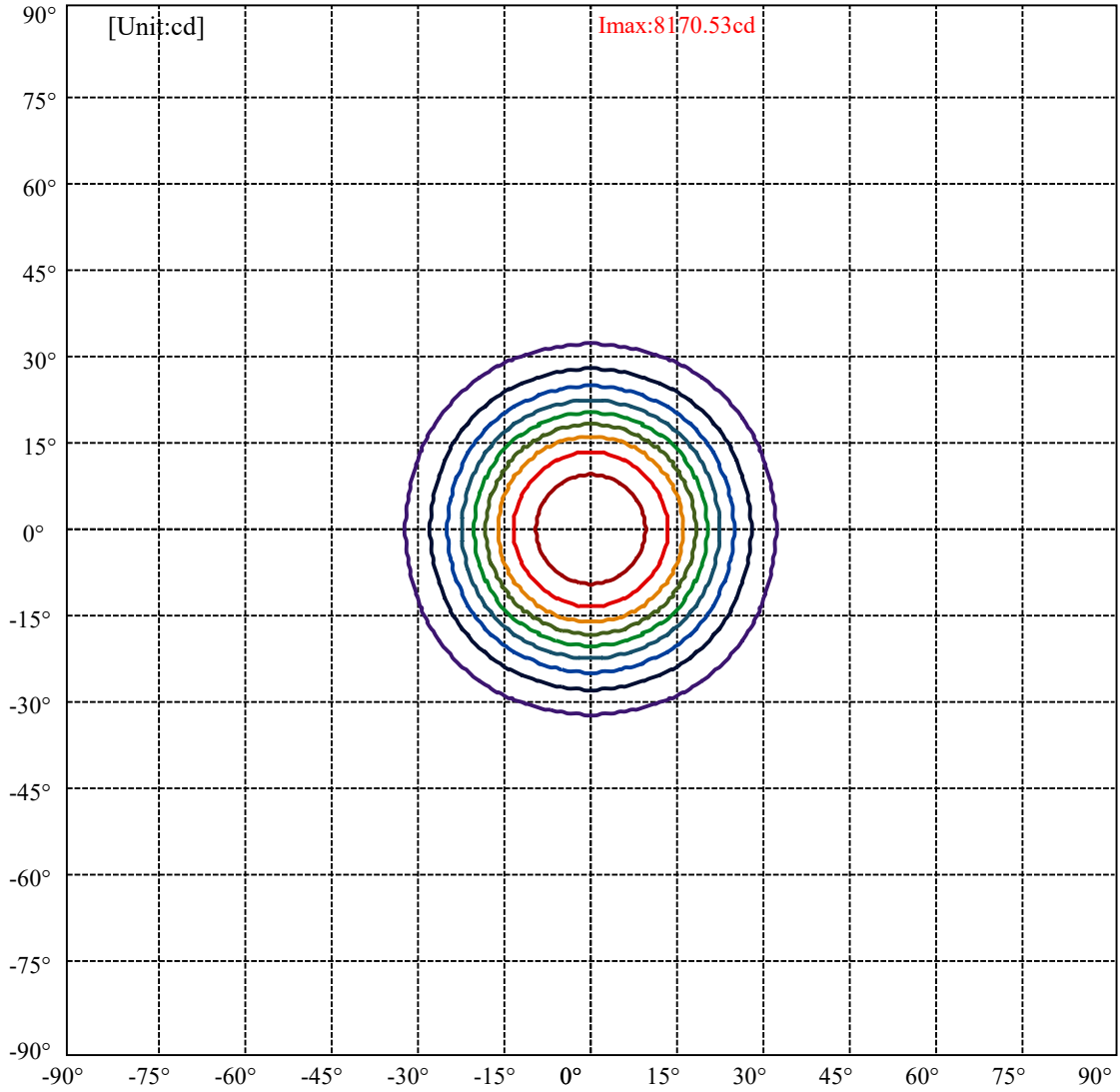
Beam Angle(50%Imax):C0/180Left:20.0 Right:20.0

:C90/270Left:20.0 Right:20.0



Max , Ave Beam angle of C0 plane 39.96

ISO-Intensity(V-H)

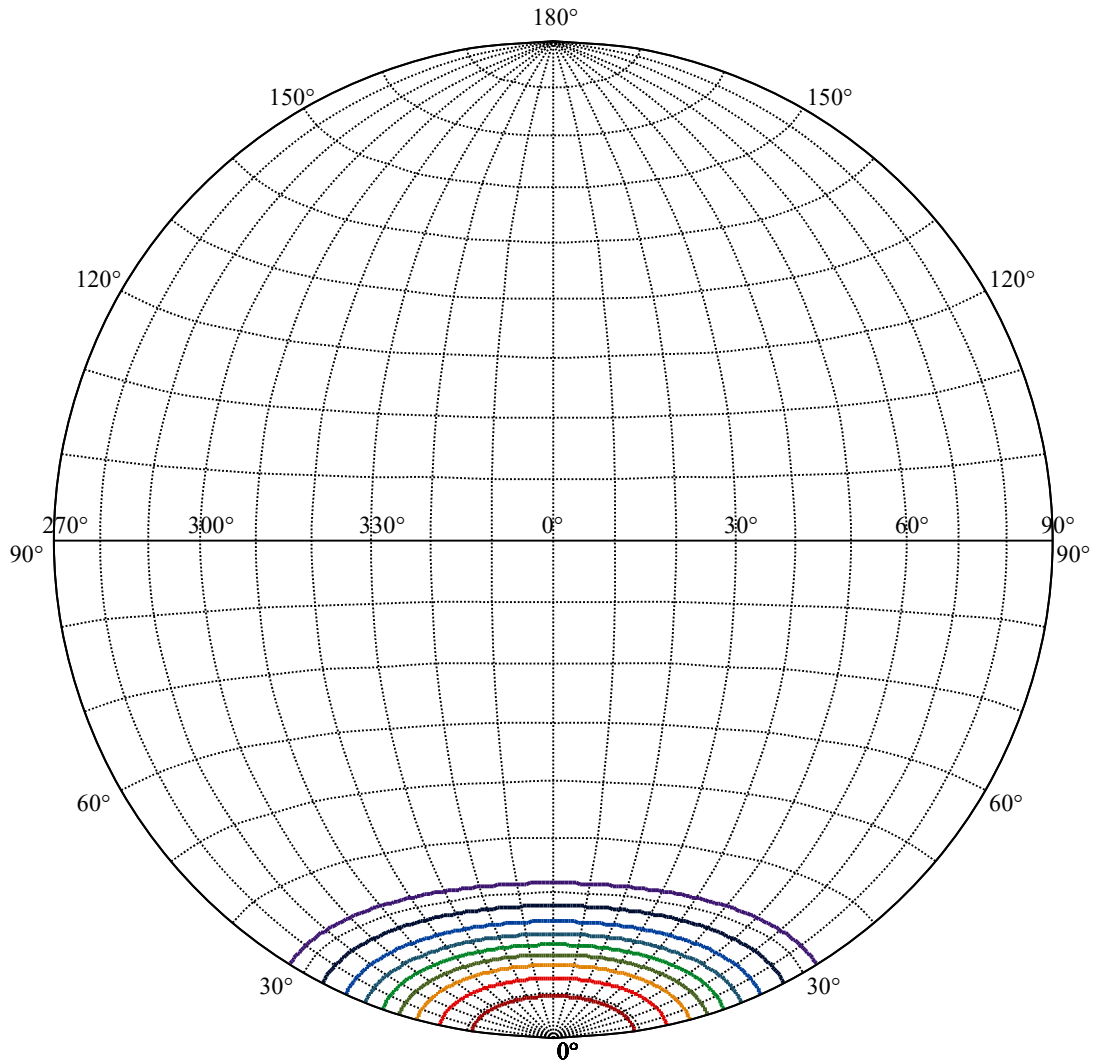


(10%Imax) 817.053	—
(20%Imax) 1634.11	—
(30%Imax) 2451.16	—
(40%Imax) 3268.21	—
(50%Imax) 4085.26	—
(60%Imax) 4902.32	—
(70%Imax) 5719.37	—
(80%Imax) 6536.42	—
(90%Imax) 7353.47	—

Equipment: GMS 1800
Temperature(°C): 25.0

Date: 2025/01/12
Humidity(%): 60.0%

Operator: NT07
Distance(m): 7.25



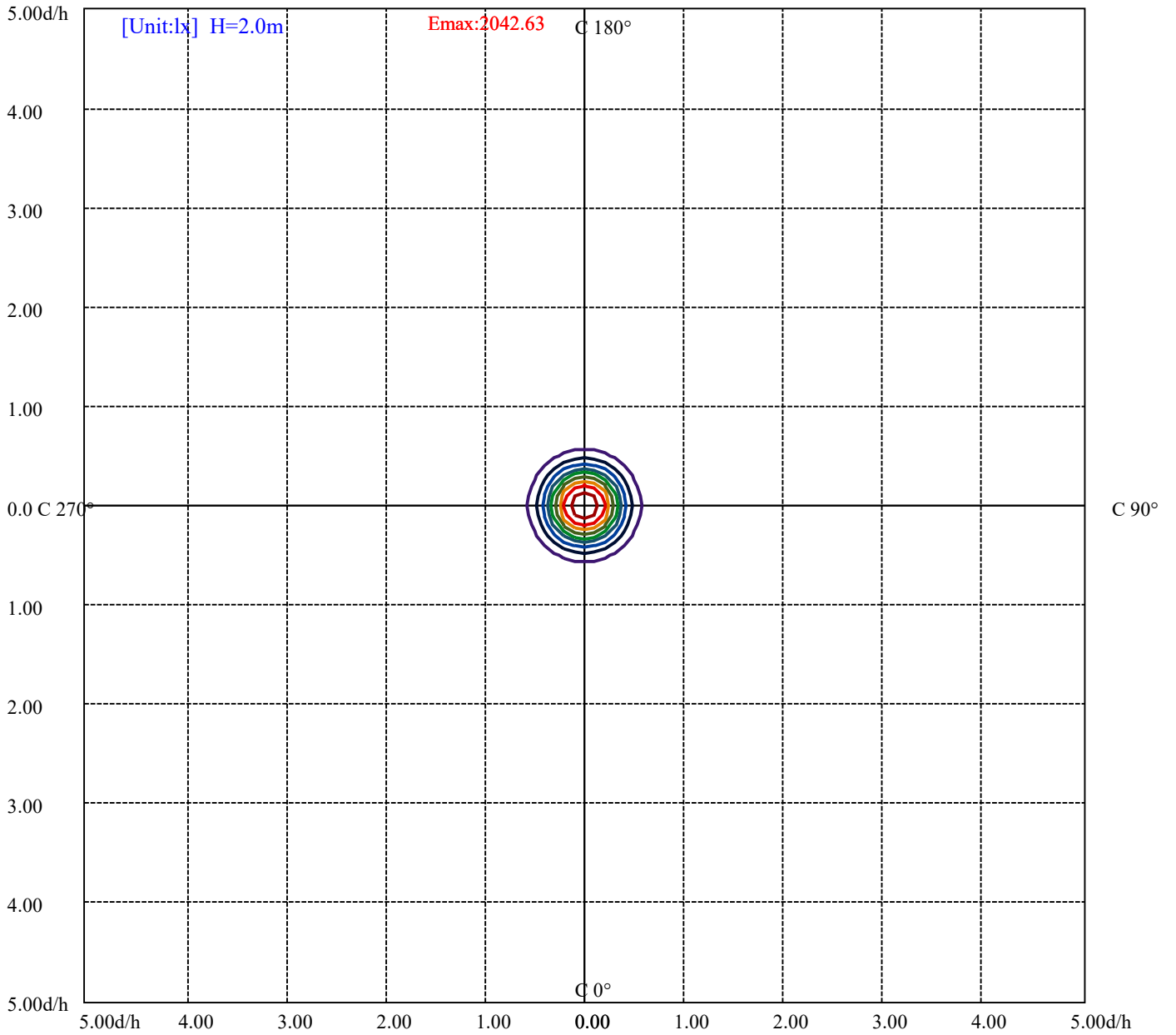
House

[Unit:cd]

Road

Imax:8170.53

(10%Imax) 817.053	—
(20%Imax) 1634.11	—
(30%Imax) 2451.16	—
(40%Imax) 3268.21	—
(50%Imax) 4085.26	—
(60%Imax) 4902.32	—
(70%Imax) 5719.37	—
(80%Imax) 6536.42	—
(90%Imax) 7353.47	—



- (10%Emax) 204.263
- (20%Emax) 408.525
- (30%Emax) 612.79
- (40%Emax) 817.0525
- (50%Emax) 1021.315
- (60%Emax) 1225.578
- (70%Emax) 1429.843
- (80%Emax) 1634.105
- (90%Emax) 1838.368

Luminance Limiting Curve(no luminous side)

Luminance Table

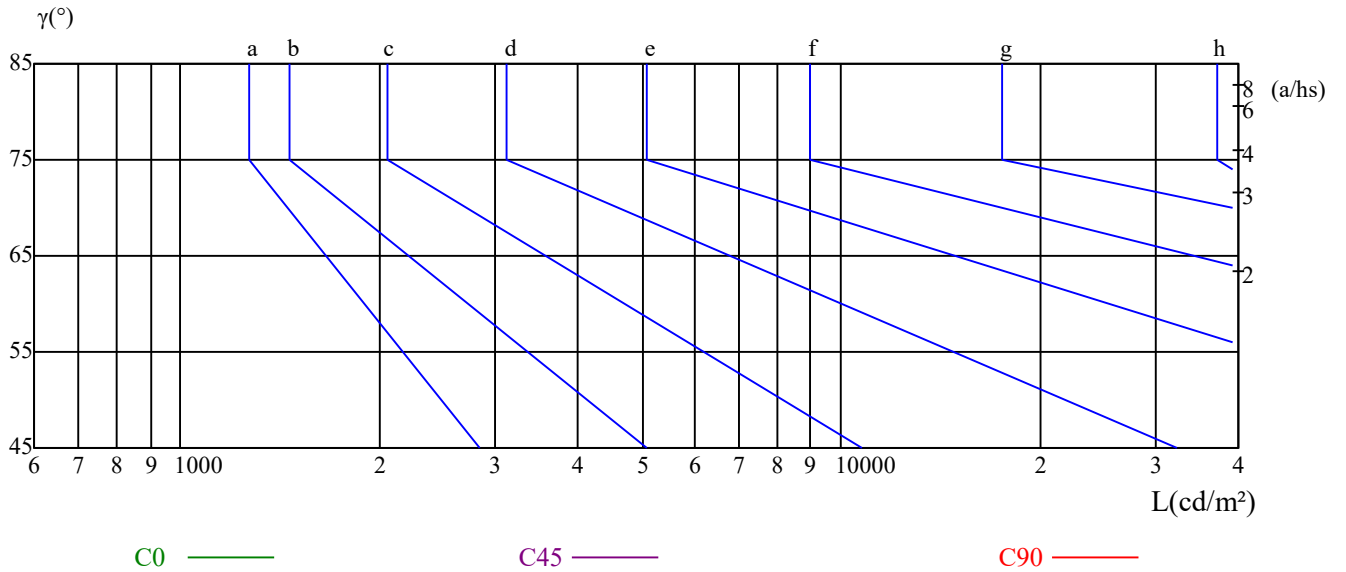
γ	45	50	55	60	65	70	75	80	85
C0	0	0	0	0	0	0	0	0	0
C45	0	0	0	0	0	0	0	0	0
C90	0	0	0	0	0	0	0	0	0

L(Hor)(65)	L(Ver)(65)	L45(65)	L(Hor)(75)	L(Ver)(75)	L45(75)	L(Hor)(85)	L(Ver)(85)	L45(85)
0	0	0	0	0	0	0	0	0

Glare Table

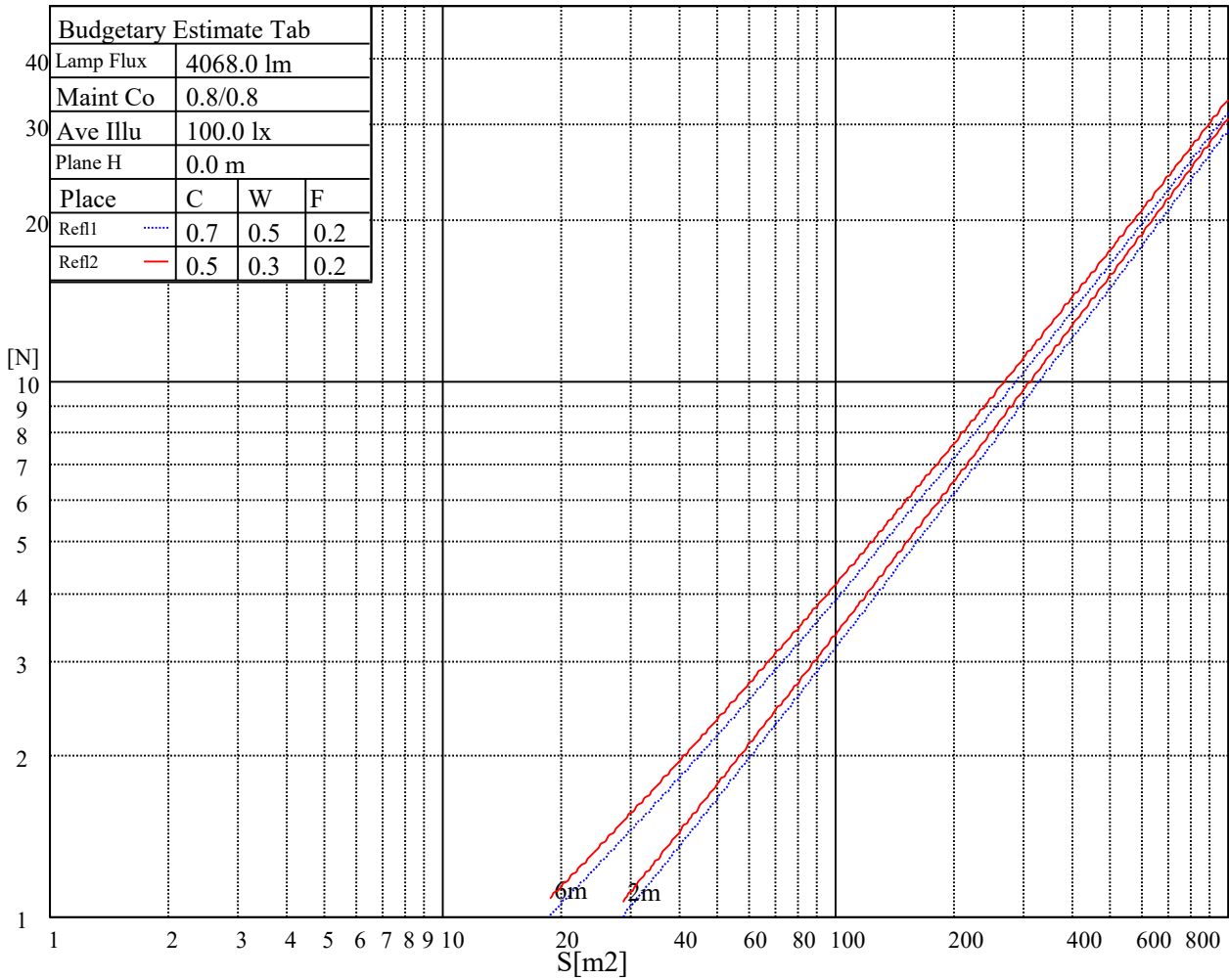
Glare	Quality	Service Values Illuminance(lx)							
1.15	A	2000	1000	500	<=300				
1.5	B		2000	1000	500	<=300			
1.85	C			2000	1000	500	<=300		
2.2	D				2000	1000	500	<=300	
2.55	E					2000	1000	500	<=300
		a	b	c	d	e	f	g	h

Luminance Limiting Curve



Illumination assessment according UGR											
Rf of Ceiling	70	70	50	50	30	70	70	50	50	30	
Rf of Wall	50	30	50	30	30	50	30	50	30	30	
Rf of Floor	20	20	20	20	20	20	20	20	20	20	
Room dimensions		Viewed crosswise					Viewed endwise				
X	Y										
2H	2H	非数字	非数字	非数字	非数字	非数字	非数字	非数字	非数字	非数字	
	3H	非数字	非数字	非数字	非数字	非数字	非数字	非数字	非数字	非数字	
	4H	非数字	非数字	非数字	非数字	非数字	非数字	非数字	非数字	非数字	
	6H	非数字	非数字	非数字	非数字	非数字	非数字	非数字	非数字	非数字	
	8H	非数字	非数字	非数字	非数字	非数字	非数字	非数字	非数字	非数字	
	12H	非数字	非数字	非数字	非数字	非数字	非数字	非数字	非数字	非数字	
4H	2H	非数字	非数字	非数字	非数字	非数字	非数字	非数字	非数字	非数字	
	3H	非数字	非数字	非数字	非数字	非数字	非数字	非数字	非数字	非数字	
	4H	非数字	非数字	非数字	非数字	非数字	非数字	非数字	非数字	非数字	
	6H	非数字	非数字	非数字	非数字	非数字	非数字	非数字	非数字	非数字	
	8H	非数字	非数字	非数字	非数字	非数字	非数字	非数字	非数字	非数字	
8H	12H	非数字	非数字	非数字	非数字	非数字	非数字	非数字	非数字	非数字	
	4H	非数字	非数字	非数字	非数字	非数字	非数字	非数字	非数字	非数字	
	6H	非数字	非数字	非数字	非数字	非数字	非数字	非数字	非数字	非数字	
	8H	非数字	非数字	非数字	非数字	非数字	非数字	非数字	非数字	非数字	
12H	12H	非数字	非数字	非数字	非数字	非数字	非数字	非数字	非数字	非数字	
	4H	非数字	非数字	非数字	非数字	非数字	非数字	非数字	非数字	非数字	
	6H	非数字	非数字	非数字	非数字	非数字	非数字	非数字	非数字	非数字	
	8H	非数字	非数字	非数字	非数字	非数字	非数字	非数字	非数字	非数字	
Variation with the observer position at spacings:											
S = 1.0H		非数字/非数字					非数字/非数字				
S = 1.5H		非数字/非数字					非数字/非数字				
S = 2.0H		非数字/非数字					非数字/非数字				
Standard tables:		BK0					BK0				
Uncorrected UGR		负无穷大					负无穷大				

UGR calculation is based on CIE Publ. 117 ,S/H = 0.25



RHOCC	80			70			50			30			10			0
RHOW	50	30	10	50	30	10	50	30	10	50	30	10	50	30	10	0
RCR	COEFFICIENTS OF UTILIZATION RHOFC=20 CU															
0	1.11	1.11	1.11	1.09	1.09	1.09	1.04	1.04	1.04	1.00	1.00	1.00	0.95	0.95	0.95	0.94
1	1.05	1.03	1.01	1.03	1.01	0.99	0.99	0.97	0.96	0.95	0.94	0.93	0.92	0.91	0.91	0.89
2	0.99	0.95	0.93	0.97	0.94	0.92	0.94	0.92	0.90	0.91	0.90	0.88	0.89	0.87	0.86	0.85
3	0.93	0.90	0.86	0.92	0.89	0.86	0.90	0.87	0.84	0.88	0.85	0.83	0.86	0.84	0.82	0.80
4	0.89	0.84	0.81	0.88	0.84	0.81	0.86	0.82	0.80	0.84	0.81	0.79	0.82	0.80	0.78	0.77
5	0.85	0.80	0.77	0.84	0.79	0.76	0.82	0.78	0.76	0.81	0.77	0.75	0.79	0.77	0.74	0.73
6	0.81	0.76	0.73	0.80	0.76	0.72	0.79	0.75	0.72	0.77	0.74	0.71	0.76	0.73	0.71	0.70
7	0.77	0.72	0.69	0.77	0.72	0.69	0.75	0.71	0.69	0.74	0.71	0.68	0.73	0.70	0.68	0.67
8	0.74	0.69	0.66	0.73	0.69	0.66	0.72	0.68	0.66	0.72	0.68	0.65	0.71	0.68	0.65	0.64
9	0.71	0.66	0.63	0.70	0.66	0.63	0.70	0.66	0.63	0.69	0.65	0.63	0.68	0.65	0.62	0.61
10	0.68	0.64	0.61	0.68	0.63	0.60	0.67	0.63	0.60	0.66	0.63	0.60	0.66	0.62	0.60	0.59

Intensity data(cd)

C/γ(°)	0.0	1.0	2.0	3.0	4.0	5.0	6.0	7.0	8.0
0.0	8153.23	8127.63	8073.02	8036.81	7959.91	7874.70	7748.19	7602.22	7446.79
45.0	8190.60	8163.85	8100.30	8055.78	7978.30	7856.83	7743.19	7599.43	7441.22
90.0	8140.99	8086.95	7993.92	7913.65	7792.76	7660.20	7486.32	7306.92	7125.85
135.0	8197.28	8163.27	8119.80	8035.12	7988.34	7875.23	7743.19	7616.15	7470.76
180.0	8153.23	8181.67	8164.95	8147.66	8093.10	8020.67	7931.52	7820.62	7706.40
225.0	8190.60	8188.34	8185.03	8154.91	8108.13	7997.80	7939.30	7823.98	7701.40
270.0	8140.99	8179.99	8210.10	8222.35	8212.31	8167.74	8117.02	8036.81	7960.49
315.0	8197.28	8196.18	8191.13	8159.38	8124.85	8068.03	7998.38	7926.48	7817.31
360.0	8153.23	8127.63	8073.02	8036.81	7959.91	7874.70	7748.19	7602.22	7446.79
C/γ(°)	9.0	10.0	11.0	12.0	13.0	14.0	15.0	16.0	17.0
0.0	7273.49	7079.59	6858.41	6608.79	6330.79	6007.63	5661.61	5264.34	4832.02
45.0	7246.21	7042.85	6797.70	6536.36	6251.68	5912.91	5551.86	5308.39	4670.97
90.0	6893.52	6676.75	6379.83	6046.05	5672.76	5254.88	4809.15	4355.07	3910.44
135.0	7299.67	7113.02	6898.51	6647.79	6374.25	6073.39	5719.59	5306.13	4853.20
180.0	7578.83	7424.51	7269.03	7091.84	6882.38	6650.58	6395.96	6125.16	5788.66
225.0	7550.97	7402.74	7240.06	7046.16	6852.84	6626.08	6372.57	6085.06	5760.22
270.0	7874.70	7739.30	7596.65	7463.51	7300.25	7113.02	6887.37	6665.61	6405.42
315.0	7683.01	7544.82	7399.96	7234.49	7033.34	6806.58	6558.64	6288.42	5959.69
360.0	7273.49	7079.59	6858.41	6608.79	6330.79	6007.63	5661.61	5264.34	4832.02
C/γ(°)	18.0	19.0	20.0	21.0	22.0	23.0	24.0	25.0	26.0
0.0	4390.76	3948.92	3521.00	3140.45	2921.48	2465.76	2291.36	2023.92	1685.15
45.0	4216.35	3947.81	3524.89	3125.42	2758.80	2445.68	2167.10	1903.03	1661.76
90.0	3482.58	3093.67	2725.37	2403.32	2105.81	1845.05	1609.94	1479.00	1105.60
135.0	4403.00	3945.55	3512.65	3107.60	2733.20	2472.96	2172.67	1838.95	1648.36
180.0	5395.86	5059.88	4522.21	4086.52	3751.12	3332.15	2870.81	2593.91	2260.71
225.0	5395.28	4985.24	4547.87	4106.02	3746.66	3263.61	2964.95	2615.62	2221.13
270.0	6106.82	5909.55	5369.10	5111.12	4659.30	4024.66	3762.27	3358.32	2978.87
315.0	5724.00	5132.31	4857.09	4382.40	3739.98	3485.37	3086.42	2717.59	2379.92
360.0	4390.76	3948.92	3521.00	3140.45	2921.48	2465.76	2291.36	2023.92	1685.15
C/γ(°)	27.0	28.0	29.0	30.0	31.0	32.0	33.0	34.0	35.0
0.0	1556.43	1092.51	1092.51	945.97	771.25	606.41	451.77	315.59	213.30
45.0	1444.47	1253.35	1075.06	897.87	726.26	561.89	414.82	311.75	311.75
90.0	1105.60	924.63	753.85	590.28	437.48	307.44	217.29	170.25	143.29
135.0	1431.64	1237.22	1050.57	868.91	701.18	548.54	403.68	278.90	278.90
180.0	1957.06	1700.76	1485.68	1285.10	1100.13	920.74	744.65	578.61	425.39
225.0	1998.27	1738.66	1531.36	1096.30	1061.87	989.75	821.39	653.40	491.30
270.0	2623.39	2296.93	2018.87	1779.87	1572.04	1379.82	1200.42	1015.45	828.81
315.0	2087.41	1826.65	1608.83	1407.15	1009.52	1009.52	833.80	657.82	556.85
360.0	1556.43	1092.51	1092.51	945.97	771.25	606.41	451.77	315.59	213.30
C/γ(°)	36.0	37.0	38.0	39.0	40.0	41.0	42.0	43.0	44.0
0.0	160.53	134.82	115.37	106.23	88.41	78.11	72.38	64.28	57.82
45.0	165.68	140.24	121.47	107.02	94.67	83.89	74.53	67.12	61.03
90.0	123.47	108.33	95.77	87.20	77.32	67.81	62.65	56.87	51.98
135.0	157.58	133.14	121.16	99.40	91.67	80.84	68.12	63.76	57.66
180.0	295.61	295.61	155.16	137.77	115.58	99.92	87.15	76.16	66.75
225.0	348.17	239.42	173.35	151.22	126.20	102.23	94.24	82.37	72.38
270.0	654.98	491.14	345.18	295.03	295.03	139.71	116.43	100.03	87.31
315.0	400.58	232.43	187.81	147.81	123.26	105.60	92.14	80.84	70.75
360.0	160.53	134.82	115.37	106.23	88.41	78.11	72.38	64.28	57.82

Intensity data(cd)

C/γ(°)	45.0	46.0	47.0	48.0	49.0	50.0	51.0	52.0	53.0
0.0	52.09	47.25	43.15	39.58	36.53	33.85	31.54	29.38	27.54
45.0	55.66	50.93	46.83	43.10	39.79	36.90	34.43	33.11	30.49
90.0	47.83	44.10	40.95	38.21	35.69	33.43	31.43	29.59	28.02
135.0	52.46	47.83	44.10	40.84	37.90	35.37	33.27	31.17	29.33
180.0	59.19	53.14	48.20	43.73	40.11	37.06	34.48	32.01	30.01
225.0	64.07	57.24	51.98	47.20	43.00	39.68	36.69	34.06	31.75
270.0	76.16	66.75	59.08	52.93	47.52	42.89	39.21	36.06	33.27
315.0	62.44	55.77	50.09	45.10	41.00	37.63	34.69	32.12	29.96
360.0	52.09	47.25	43.15	39.58	36.53	33.85	31.54	29.38	27.54
C/γ(°)	54.0	55.0	56.0	57.0	58.0	59.0	60.0	61.0	62.0
0.0	26.02	24.49	23.18	21.97	20.97	19.97	19.61	18.29	17.66
45.0	28.80	27.91	25.23	23.71	22.86	21.87	20.60	19.66	18.92
90.0	26.39	24.97	23.71	22.50	21.24	20.03	19.03	18.29	16.66
135.0	27.75	26.28	24.91	23.50	22.29	21.24	19.97	18.98	18.19
180.0	28.23	26.49	25.02	23.71	22.76	21.45	20.55	19.55	18.50
225.0	29.70	27.75	25.97	24.44	22.97	21.66	20.55	19.50	18.40
270.0	30.91	28.86	27.07	26.02	23.86	22.60	21.81	20.60	19.55
315.0	28.07	26.39	25.44	24.07	22.34	21.60	20.55	19.61	18.66
360.0	26.02	24.49	23.18	21.97	20.97	19.97	19.61	18.29	17.66
C/γ(°)	63.0	64.0	65.0	66.0	67.0	68.0	69.0	70.0	71.0
0.0	17.08	16.24	15.19	14.19	13.19	12.19	11.09	10.09	9.25
45.0	17.98	17.08	16.19	15.30	14.19	12.93	11.72	10.57	9.51
90.0	15.98	14.77	13.14	12.40	11.35	10.20	9.20	8.62	8.09
135.0	17.14	15.98	14.82	13.77	12.62	11.51	10.46	9.51	8.73
180.0	17.77	16.98	16.08	15.19	14.24	13.35	12.35	11.41	10.51
225.0	17.66	17.08	16.24	15.40	14.51	13.61	12.67	11.83	10.99
270.0	18.61	17.66	16.87	16.08	15.24	14.35	13.51	12.62	11.72
315.0	17.87	17.03	16.29	15.40	14.40	13.56	12.62	11.62	10.62
360.0	17.08	16.24	15.19	14.19	13.19	12.19	11.09	10.09	9.25
C/γ(°)	72.0	73.0	74.0	75.0	76.0	77.0	78.0	79.0	80.0
0.0	8.62	8.04	7.57	7.04	6.68	6.04	5.57	5.05	4.63
45.0	8.78	8.30	7.73	7.15	6.73	6.10	5.57	5.10	4.57
90.0	7.57	7.04	6.62	5.99	5.52	4.99	4.52	3.99	3.57
135.0	8.20	7.73	7.36	6.83	6.36	5.83	5.47	4.84	4.26
180.0	9.57	8.83	8.36	7.83	7.41	6.94	6.52	6.15	5.47
225.0	10.14	9.36	8.78	8.20	7.67	7.25	6.73	6.15	5.62
270.0	10.83	10.09	9.36	8.73	8.20	7.73	7.46	6.78	6.25
315.0	9.72	8.99	8.41	7.99	7.52	7.10	6.73	6.10	5.73
360.0	8.62	8.04	7.57	7.04	6.68	6.04	5.57	5.05	4.63
C/γ(°)	81.0	82.0	83.0	84.0	85.0	86.0	87.0	88.0	89.0
0.0	4.10	3.73	3.21	2.84	2.63	2.26	2.00	1.73	1.31
45.0	3.94	3.47	3.10	2.63	2.21	1.84	1.52	1.26	1.26
90.0	3.15	2.89	2.47	2.16	1.94	1.73	1.31	1.26	1.31
135.0	3.89	3.57	3.00	2.79	2.31	2.10	1.84	1.37	1.21
180.0	4.99	4.52	3.94	3.68	3.05	2.73	2.37	2.05	1.79
225.0	5.15	4.73	4.15	3.68	3.26	2.89	2.47	2.16	1.84
270.0	6.04	5.41	4.78	4.36	3.89	3.42	3.00	2.68	2.37
315.0	5.26	4.84	4.36	3.89	3.47	3.10	2.73	2.42	2.16
360.0	4.10	3.73	3.21	2.84	2.63	2.26	2.00	1.73	1.31

Intensity data(cd)

C/γ(°)	90.0
0.0	1.31
45.0	1.26
90.0	1.31
135.0	1.26
180.0	1.47
225.0	1.68
270.0	2.00
315.0	2.05
360.0	1.31